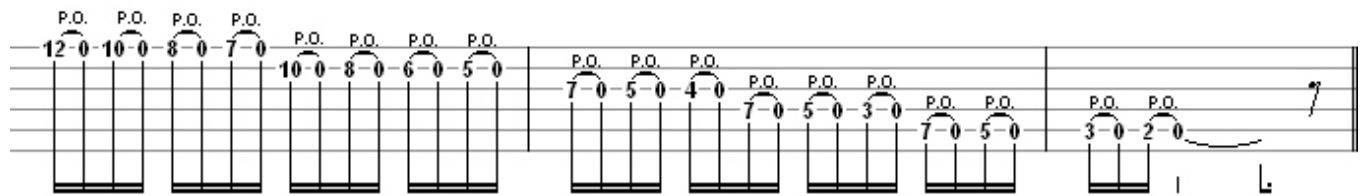



Lick 1




Musical notation for Lick 1, featuring a sequence of notes with P.O. (Palm Mute) markings. The notes are: 12-0, 10-0, 8-0, 7-0, 10-0, 8-0, 6-0, 5-0, 7-0, 5-0, 4-0, 7-0, 5-0, 3-0, 7-0, 5-0, 3-0, 0, 2-0. The notation includes a treble clef, a key signature of one flat, and a 4/4 time signature. The notes are grouped into pairs and triplets, with P.O. markings above each note. The lick ends with a double bar line and a fermata over the final note.

Lick 2



Musical notation for Lick 2, featuring a sequence of notes with a 12/8 time signature. The notes are: 3-3-3, 3-3-3, 3-3-3, 3-3-3, 8-8-8, 8-8-8, 8-8-8, 3-3-3, 3-3-3, 3-3-3. The notation includes a treble clef, a key signature of one flat, and a 12/8 time signature. The notes are grouped into triplets, with a 12/8 time signature in the top left corner. The lick ends with a double bar line and a fermata over the final note.



Musical notation for Lick 2 continuation, featuring a sequence of notes with a 12/8 time signature. The notes are: 10-10-10, 10-10-10, 8-8-8, 8-8-8, 8-8-8, 3-3-3, 3-3-3, 3-3-3. The notation includes a treble clef, a key signature of one flat, and a 12/8 time signature. The notes are grouped into triplets, with a 12/8 time signature in the top left corner. The lick ends with a double bar line and a fermata over the final note.

Lick 5

First system of musical notation for Lick 5, consisting of two staves in 4/4 time. The first staff shows the fret numbers: 7-8, 6-7, 9-7, 6-7, 10-9, 7-6, 12-10, 9-7. The second staff shows the corresponding fret positions on a guitar neck.

Second system of musical notation for Lick 5, consisting of one staff in 4/4 time. The fret numbers are: 13-14, 12-13, 15-13, 12-13, 16-15, 13-12, 18-16, 15-13, 18. A 'Full' bar line is indicated at the end.

Lick 6

First system of musical notation for Lick 6, consisting of two staves in 4/4 time. The first staff shows the fret numbers: 5-3, 4-6, 4-5, 7-5, 6-8, 6-7, 7-8, 8-6, 7-7, 5-6, 6-4, 5-5. The second staff shows the corresponding fret positions on a guitar neck. Trills are indicated by 'H.O.' above the notes.

Second system of musical notation for Lick 6, consisting of two staves in 4/4 time. The first staff shows the fret numbers: 8-6, 7-9, 7-8, 10-8, 9-11, 9-10, 10-11, 11-9, 10-10, 8-9, 9-7, 8-8. The second staff shows the corresponding fret positions on a guitar neck. Trills are indicated by 'H.O.' above the notes.

Third system of musical notation for Lick 6, consisting of two staves in 4/4 time. The first staff shows the fret numbers: 7-8, 10-6, 9-7, 5-6, 8-4, 5-7, 9-10, 10-11, 11-12, 12-13. The second staff shows the corresponding fret positions on a guitar neck. Trills are indicated by 'H.O.' above the notes.

Lick 7

Musical notation for Lick 7, measures 1-4. The notation is in 4/4 time. The first staff shows a sequence of triplets of notes (3-2-0) with 'P.O.' above them. The second staff shows a sequence of triplets (3-2-0) with 'P.O.' above them. The third staff shows a sequence of triplets (3-2-0) with 'P.O.' above them. The fourth staff shows a sequence of triplets (3-2-0) with 'P.O.' above them. The fifth staff shows a sequence of triplets (3-2-0) with 'P.O.' above them. The sixth staff shows a sequence of triplets (3-2-0) with 'P.O.' above them. The seventh staff shows a sequence of triplets (3-2-0) with 'P.O.' above them. The eighth staff shows a sequence of triplets (3-2-0) with 'P.O.' above them. The ninth staff shows a sequence of triplets (3-2-0) with 'P.O.' above them. The tenth staff shows a sequence of triplets (3-2-0) with 'P.O.' above them. The eleventh staff shows a sequence of triplets (3-2-0) with 'P.O.' above them. The twelfth staff shows a sequence of triplets (3-2-0) with 'P.O.' above them. The thirteenth staff shows a sequence of triplets (3-2-0) with 'P.O.' above them. The fourteenth staff shows a sequence of triplets (3-2-0) with 'P.O.' above them. The fifteenth staff shows a sequence of triplets (3-2-0) with 'P.O.' above them. The sixteenth staff shows a sequence of triplets (3-2-0) with 'P.O.' above them. The seventeenth staff shows a sequence of triplets (3-2-0) with 'P.O.' above them. The eighteenth staff shows a sequence of triplets (3-2-0) with 'P.O.' above them. The nineteenth staff shows a sequence of triplets (3-2-0) with 'P.O.' above them. The twentieth staff shows a sequence of triplets (3-2-0) with 'P.O.' above them. The notation ends with a 'Full' instruction.

Musical notation for Lick 7, measures 5-7. The notation is in 4/4 time. The first staff shows a sequence of triplets (5-3-0) with 'P.O.' above them. The second staff shows a sequence of triplets (7-5-0) with 'P.O.' above them. The third staff shows a sequence of triplets (10-7-0) with 'P.O.' above them. The fourth staff shows a sequence of triplets (12) with 'Full' above them.

Lick 8

Musical notation for Lick 8, measures 1-3. The notation is in 3/4 time. The first staff shows a sequence of notes (10, 8-10-8, 10, 8-11-8, 10, 8-12-8, 15-12, 15-13, 14-12, 14-12, 15-12, 15-12, 12, 10-12-10, 12, 10-13-10, 12, 10-14-10). The second staff shows a sequence of notes (10, 8-10-8, 10, 8-11-8, 10, 8-12-8, 15-12, 15-13, 14-12, 14-12, 15-12, 15-12, 12, 10-12-10, 12, 10-13-10, 12, 10-14-10).

Musical notation for Lick 8, measures 4-6. The notation is in 4/4 time. The first staff shows a sequence of notes (17 14, 17 15, 16 14, 16 14, 17 14, 17 14). The second staff shows a sequence of notes (12-7, 11-7, 10-7, 9-7, 12-7, 11-7, 10-7, 9-7, 12-7, 11-7, 10-7, 9-7, 11-7, 10-7, 9-7, 8-7, 11-7, 10-7, 9-7, 8-7). The third staff shows a sequence of notes (12-7, 11-7, 10-7, 9-7, 12-7, 11-7, 10-7, 9-7, 11-7, 10-7, 9-7, 8-7, 11-7, 10-7, 9-7, 8-7).

Musical notation for Lick 8, measures 7-8. The notation is in 4/4 time. The first staff shows a sequence of notes (8-9, 7-9, 7-9, 7-10, 7). The second staff shows a sequence of notes (8-9, 7-9, 7-9, 7-10, 7).

Lick 9

2/4
 H.O. P.O. H.O. P.O. H.O. P.O.
 2 3 0 2 3 0 1 4 0
 H.O. P.O. H.O. P.O. H.O. P.O.
 2 3 0 2 3 0 1 4 0
 2 3 5 6 5 8 9 8 11 12 11

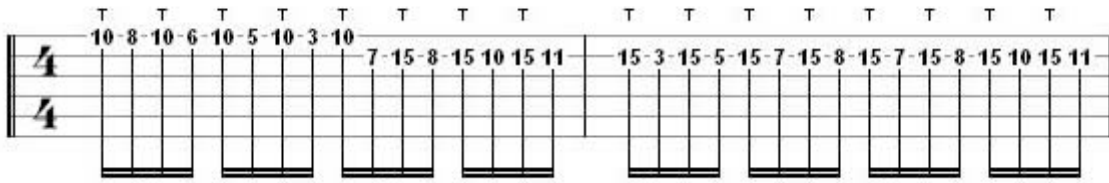
14 15 11 12 11 8 9 8 5 6 5 5

Lick 10

4/4
 P.O. P.O. P.O. P.O.
 4 0 4 0 5 0 4 0 7 0 4 0 9 0 4 0 12 11 9
 P.O. P.O. P.O. P.O.
 12 10 9 11 9

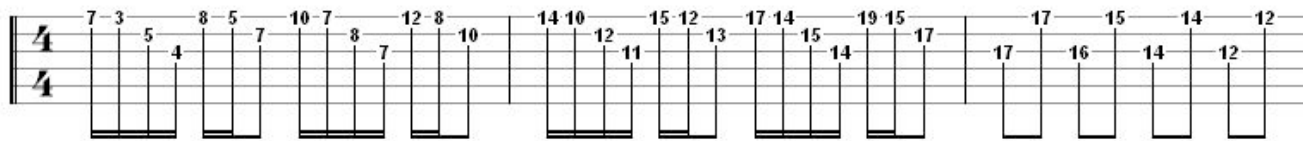
T P.O. P.O. H.O. T P.O. P.O. H.O. T P.O. P.O. H.O. T P.O. P.O. H.O.
 9 5 4 5 10 5 4 5 12 5 4 5 14 5 4 5 12 11 9
 12 10 9 11 9

Lick 11




Musical notation for Lick 11, featuring a 4/4 time signature and a key signature of one flat. The notation is presented on a grand staff with two treble clefs. The melody is written on the upper staff, and the bass line is on the lower staff. The melody consists of the following notes: 10-8-10-6-10-5-10-3-10, 7-15-8-15-10-15-11, 15-3-15-5-15-7-15-8-15-7-15-8-15-10-15-11. Above the first staff, there are 14 'T' characters, one above each note of the melody.

Lick 12



Musical notation for Lick 12, featuring a 4/4 time signature and a key signature of one flat. The notation is presented on a grand staff with two treble clefs. The melody is written on the upper staff, and the bass line is on the lower staff. The melody consists of the following notes: 7-3-5-4, 8-5-7, 10-7-8, 12-8-10, 14-10-12-11, 15-12-13, 17-14-15-14, 19-15-17, 17-16-14-12.



Musical notation for Lick 12 continuation, featuring a 4/4 time signature and a key signature of one flat. The notation is presented on a grand staff with two treble clefs. The melody is written on the upper staff, and the bass line is on the lower staff. The melody consists of the following notes: 10-8-7-5, 3-3-3, 3-1-5, 3-3, 11-9-7-5, 4-2-5, 5-3-5, 3-5-3-4, 3-5-3.